

# **CAEN UHF RFID READERS**

## **COMMUNICATION PROTOCOL**



**Technical Information Manual**

**Revision n. 15**

**05/10/2012**

## Scope of Manual

The goal of this manual is to provide the basic information to work with the CAEN UHF RFID READERS Communication Protocol.

## Change Document Record

Date	Revision	Changes	Pages
18 Apr 2011	14	-	-
05 Oct 2012	15	Added AVP_PC parameter in the <i>Tab. 2.1: Attribute types</i>	12
		Modified <i>Tab. 2.3: Commands with Optional Parameters Table</i>	29
		Added <i>Tab. 2.4: Renamed Commands Table</i>	30
		Added bit 7 and 8 in the flag description of <i>InventoryTag</i> command	14
		Added reference to R4300P Reader in the <i>Tab. 2.2: Command codes</i> and in the <i>Tab. 2.3: Commands with Optional Parameters Table</i>	28, 29

## Reference Document

- [RD1] Reader Protocol 1.0 – Working Draft Version of 25 August 2004 – Document revision 33 - EPCGlobal
- [RD2] EPC Radio Frequency Identity Protocols Class-1 Generation-2 UHF RFID Protocol for Communications at 860MHz – 960MHz – Version 1.0.9 – EPCGlobal
- [RD3] ISO/IEC FDIS 18000-6:2003(E) – Information technology automatic identification and data capture techniques – Radio frequency identification for item management air interface – Part 6: Parameters for air interface communication at 860-960 MHz

---

### CAEN RFID srl

Via Vetraia, 11 55049 Viareggio (LU) - ITALY  
 Tel. +39.0584.388.398 Fax +39.0584.388.959  
[info@caenrfid.it](mailto:info@caenrfid.it)  
[www.caenrfid.it](http://www.caenrfid.it)

---

© CAEN RFID srl – 2010

### Disclaimer

No part of this manual may be reproduced in any form or by any means, electronic, mechanical, recording, or otherwise, without the prior written permission of CAEN RFID.

The information contained herein has been carefully checked and is believed to be accurate; however, no responsibility is assumed for inaccuracies. CAEN RFID reserves the right to modify its products specifications without giving any notice; for up to date information please visit [www.caenrfid.it](http://www.caenrfid.it).

---

---

**Federal Communications Commission (FCC) Notice (Preliminary) <sup>1</sup>**

This device was tested and found to comply with the limits set forth in Part 15 of the FCC Rules. Operation is subject to the following conditions: (1) this device may not cause harmful interference, and (2) this device must accept any interference received including interference that may cause undesired operation. These limits are designed to provide reasonable protection against harmful interference when the equipment is operated in a commercial environment.

This device generates, uses, and can radiate radio frequency energy. If not installed and used in accordance with the instruction manual, the product may cause harmful interference to radio communications. Operation of this product in a residential area is likely to cause harmful interference, in which case, the user is required to correct the interference at their own expense. The authority to operate this product is conditioned by the requirements that no modifications be made to the equipment unless the changes or modifications are expressly approved by CAEN RFID.

---

---

<sup>1</sup> This declaration only applies to FCC readers A828US, A829US, A528, R1230CB, R1260I, R1260U, R4300P.

# Index

Scope of Manual.....	2
Change Document Record .....	2
Reference Document .....	2
<b>Index.....</b>	<b>4</b>
<b>List of Tables.....</b>	<b>4</b>
<b>1 Introduction.....</b>	<b>5</b>
General Information .....	6
<b>2 Protocol Specification .....</b>	<b>7</b>
Attribute types .....	9
Command codes.....	13
Commands with Optional Parameters.....	29
Renamed Commands Table .....	30
<b>3 ASYNCHRONOUS NOTIFICATION: PROTOCOL SPECIFICATION .....</b>	<b>31</b>
<b>4 DEFAULT CONFIGURATION .....</b>	<b>33</b>
<b>5 EXAMPLES.....</b>	<b>35</b>
Set Protocol Command .....	36
InventoryTag Command.....	37
WriteTagData_EPC_C1G2 Command.....	39
ReadTagData_EPC_C1G2 Command.....	40
Set Power Command .....	41
LockTag Command .....	42
Continuous Inventory Command.....	43

## List of Tables

Tab. 2.1: Attribute types.....	12
Tab. 2.2: Command codes .....	28
Tab. 2.3: Commands with Optional Parameters Table.....	29
Tab. 2.4: Renamed Commands Table.....	30
Tab. 3.3.1: Attribute types: Notification AVP List.....	32
Tab. 4.4.1: A928EUEU and A948EUEU Configuration parameters default values.....	34
Tab. 4.4.2: A928EUEU and A948EUEU Default composition of sources .....	34
Tab. 4.4.3: A828EU A828AEUEU, A829EUEU, A946EUEU and A949EUEU Configuration parameters default values.....	34
Tab. 4.4.4: A828EU A828AEUEU, A829EUEU, A946EUEU and A949EUEU Default composition of sources .....	34

# **1 Introduction**



## General Information

This document describes the message format of the communication protocol used by the host and the reader in order to issuing commands and reply with responses.

The protocol is based on the Attribute Value Pair (AVP) schema and foresees a message header in order to identify the message scope.

The command set and the firmware architecture draw inspiration from the Reader Protocol 1.0 specification draft from EPCGlobal but, at now, this protocol is not fully compatible with the same last specifications.

Message fields are described left to right, with the most significant byte on the left and the least on the right.

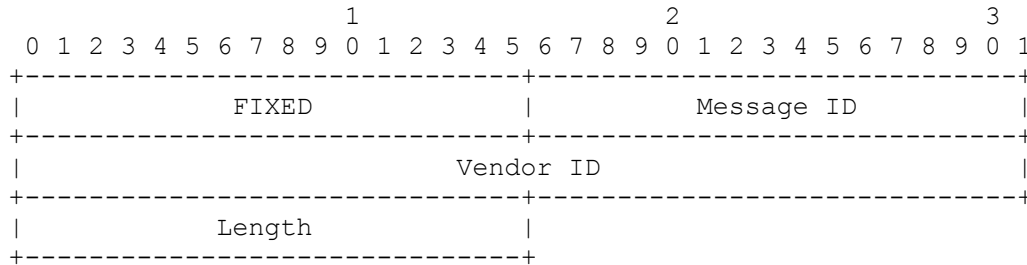
## **2 Protocol Specification**



CAEN UHF RFID Reader protocol uses two logical communication channels: one for synchronous commands and one for asynchronous notifications. Command channel is mandatory and, at now, it is implemented on top of a TCP/IP socket (port 1000) and on RS232 while notification channels are implemented only with sockets.

All the messages (commands, responses and notifications) are composed by a header and a body. In all cases the body of the message is a list of attribute-value pairs. Responses always echo the Command AVP sent by the host.

All the packets for the control and notification channel share a common header format:



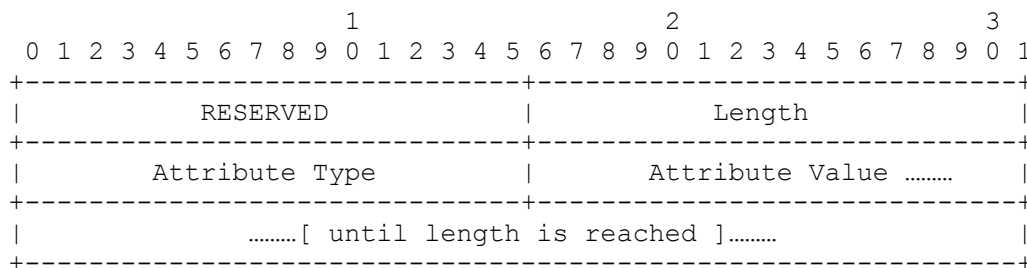
**FIXED:** Must be 0x8001 for commands and 0x0001 for responses.

**Message ID:** Id of the message. It is a sequence number used to map requests to its responses: a request and its corresponding response have the same message ID (the id is local to the channel).

**Vendor ID:** Must be 21336: the IANA “SMI Network Management Private Enterprise Code” assigned to CAEN SpA.

**Length:** Encodes the length of the message (in bytes) including the header.

The header is followed by a list of AVPs the number of which depends on the command. Each AVP have the following format:



**RESERVED:** The first 16 bits are reserved for future extensions. All reserved bits must be set to 0 on outgoing messages and ignored on incoming messages.

**Length:** Encodes the length of the AVP packet including the length and the reserved fields.

**Attribute type:** A 2 byte code identifying the attribute type.

**Attribute value:** The actual attribute value according to the type. It follows immediately after the Attribute Type field and runs for the remaining bytes indicated in the Length (i.e. Length minus 6 bytes of header).



## Attribute types

Code	Description
0x01	<b>CommandName:</b> the command to be executed. All the commands are specified in the relevant table. Attribute value is 2 bytes long.
0x02	<b>ResultCode:</b> a code representing an indication on the result of the command. All the commands are specified in the relevant table. Attribute value is 2 bytes long.
0x0E	<b>EventType:</b> the type of the notified event. Attribute value is 4 bytes long and can assume the following values: 0x00 = Unknown Event 0x01 = Tag glimpsed 0x02 = Tag New 0x03 = Tag Observed 0x04 = Tag Lost 0x05 = Tag Purged
0x0F	<b>TagIDLen:</b> the length of the tag ID. Attribute value is 2 bytes long.
0x10	<b>TimeStamp:</b> an indication of the time. Attribute is 8 bytes long and must be interpreted as follow: - the 4 least significant bytes are the seconds elapsed from the 1 January 1970. - the 4 most significant bytes are the micro-seconds.
0x11	<b>TagID:</b> the ID read from the tag. Attribute value has a maximum length of 12 bytes. For ISO18000 tags only the first 8 bytes are significant while for EPC tags all the 12 bytes are significant.
0x12	<b>TagType:</b> the tag's type. Attribute value is 2 bytes long and can assume the following values: 0x00 = ISO18KB 0x01 = EPCC1G1 0x02 = ISO18KA 0x03 = EPCC1G2 0x05 = EPC119
0x1E	<b>ChannelName:</b> the name of the notification channel. Attribute value has a maximum length of 30 bytes.
0x1F	<b>ChannelAddress:</b> the address of the notification channel. Attribute value has a maximum length of 30 bytes.
0x20	<b>TriggerName:</b> the name of the trigger. Attribute value has a maximum length of 30 bytes.
0x21	<b>TriggerType:</b> the type of the trigger. Attribute value has a maximum length of 30 bytes.
0x22	<b>ReadPointName:</b> a string representing the name of the read point. Attribute value has a maximum length of 5 bytes and can assume the following values: "Ant0", "Ant1", "Ant2", "Ant3"
0x4D	<b>TagValue:</b> data read from the tag memory (when applicable). Attribute value has a maximum length of 128 bytes.
0x4E	<b>TagAddress:</b> the memory location address of the tag where read or write data (when applicable). Attribute value is 2 bytes long.
0x4F	<b>RESERVED.</b>
0x50	<b>Length:</b> a value representing the length of a parameter. Attribute value is 2 bytes long.

Code	Description																														
0x51	<p><b>BitRate:</b> a value representing the RF BitRate. Attribute value is 2 bytes long and can assume the following values:</p> <table border="0"> <tr> <td>0x00 – Transmit : DSB ASK 10kbit,</td> <td>Receive : FMO 10kbit</td> </tr> <tr> <td>0x01 – Transmit : DSB ASK 10kbit,</td> <td>Receive : FMO 40kbit</td> </tr> <tr> <td>0x02 – Transmit : DSB ASK 40kbit,</td> <td>Receive : FMO 40kbit</td> </tr> <tr> <td>0x03 – Transmit : DSB ASK 40kbit,</td> <td>Receive : FMO 160kbit</td> </tr> <tr> <td>0x04 – Transmit : DSB ASK 160kbit,</td> <td>Receive : FMO 400kbit</td> </tr> <tr> <td>0x05 – Transmit : DSB ASK 40kbit,</td> <td>Receive : Miller M=2 160kbit</td> </tr> <tr> <td>0x06 – Transmit : PR ASK 40kbit,</td> <td>Receive : Miller M=4 250kbit</td> </tr> <tr> <td>0x07 – Transmit : PR ASK 40kbit,</td> <td>Receive : Miller M=4 300kbit</td> </tr> <tr> <td>0x08 – Transmit : PR ASK 40kbit,</td> <td>Receive : Miller M=2 250kbit</td> </tr> <tr> <td>0x09 – Transmit : PR ASK 40kbit,</td> <td>Receive : FMO 40kbit</td> </tr> <tr> <td>0x0A – Transmit : DSB ASK 40kbit,</td> <td>Receive : Miller M=4 256kbit</td> </tr> <tr> <td>0x0B – Transmit : PR ASK 40kbit,</td> <td>Receive : Miller M=4 320kbit</td> </tr> <tr> <td>0x0C – Transmit : PR ASK 40kbit,</td> <td>Receive : FMO 640kbit</td> </tr> <tr> <td>0x0D – Transmit : PR ASK 80kbit,</td> <td>Receive : Miller M=4 320kbit</td> </tr> <tr> <td>0x0E – Transmit : PR ASK 40kbit,</td> <td>Receive : Miller M=4 256kbit</td> </tr> </table> <p>Note: not all the value are supported by all the readers. For the list of mode supported by each reader please refer to the reader's user manual.</p>	0x00 – Transmit : DSB ASK 10kbit,	Receive : FMO 10kbit	0x01 – Transmit : DSB ASK 10kbit,	Receive : FMO 40kbit	0x02 – Transmit : DSB ASK 40kbit,	Receive : FMO 40kbit	0x03 – Transmit : DSB ASK 40kbit,	Receive : FMO 160kbit	0x04 – Transmit : DSB ASK 160kbit,	Receive : FMO 400kbit	0x05 – Transmit : DSB ASK 40kbit,	Receive : Miller M=2 160kbit	0x06 – Transmit : PR ASK 40kbit,	Receive : Miller M=4 250kbit	0x07 – Transmit : PR ASK 40kbit,	Receive : Miller M=4 300kbit	0x08 – Transmit : PR ASK 40kbit,	Receive : Miller M=2 250kbit	0x09 – Transmit : PR ASK 40kbit,	Receive : FMO 40kbit	0x0A – Transmit : DSB ASK 40kbit,	Receive : Miller M=4 256kbit	0x0B – Transmit : PR ASK 40kbit,	Receive : Miller M=4 320kbit	0x0C – Transmit : PR ASK 40kbit,	Receive : FMO 640kbit	0x0D – Transmit : PR ASK 80kbit,	Receive : Miller M=4 320kbit	0x0E – Transmit : PR ASK 40kbit,	Receive : Miller M=4 256kbit
0x00 – Transmit : DSB ASK 10kbit,	Receive : FMO 10kbit																														
0x01 – Transmit : DSB ASK 10kbit,	Receive : FMO 40kbit																														
0x02 – Transmit : DSB ASK 40kbit,	Receive : FMO 40kbit																														
0x03 – Transmit : DSB ASK 40kbit,	Receive : FMO 160kbit																														
0x04 – Transmit : DSB ASK 160kbit,	Receive : FMO 400kbit																														
0x05 – Transmit : DSB ASK 40kbit,	Receive : Miller M=2 160kbit																														
0x06 – Transmit : PR ASK 40kbit,	Receive : Miller M=4 250kbit																														
0x07 – Transmit : PR ASK 40kbit,	Receive : Miller M=4 300kbit																														
0x08 – Transmit : PR ASK 40kbit,	Receive : Miller M=2 250kbit																														
0x09 – Transmit : PR ASK 40kbit,	Receive : FMO 40kbit																														
0x0A – Transmit : DSB ASK 40kbit,	Receive : Miller M=4 256kbit																														
0x0B – Transmit : PR ASK 40kbit,	Receive : Miller M=4 320kbit																														
0x0C – Transmit : PR ASK 40kbit,	Receive : FMO 640kbit																														
0x0D – Transmit : PR ASK 80kbit,	Receive : Miller M=4 320kbit																														
0x0E – Transmit : PR ASK 40kbit,	Receive : Miller M=4 256kbit																														
0x52	<b>PowerGet:</b> a value representing the RF power. Attribute value is 4 bytes long. (used for read the current setting)																														
0x53	<b>RESERVED.</b>																														
0x54	<p><b>Protocol:</b> a value representing the air protocol. Attribute value is 4 bytes long and can assume the following values:</p> <p>0x00 = ISO18000-6B  0x01 = EPCC1G1  0x02 = ISO18000-6A  0x03 = EPCC1G2</p>																														
0x56	<p><b>ReadPointStatus:</b> a value representing the antenna's status. Attribute value is 4 bytes long and can assume the following values:</p> <p>0x00 = Good: antenna is well connected.  0x01 = Poor: antenna has a low quality connection.  0x02 = Bad: antenna is not connected or broken.</p>																														
0x57	<p><b>Boolean:</b> a value representing a boolean data. Attribute value is 2 bytes long and can assume the following values:</p> <p>0x00 = FALSE.  Not 0x00 = TRUE.</p>																														
0x58	<b>IPAddress:</b> a string representing an IP address formatted with the standard IP dotted decimal format. Attribute value has a maximum length of 30 bytes.																														
0x59	<b>IPNetMask:</b> a string representing an IP netmask formatted with the standard IP dotted decimal format. Attribute value has a maximum length of 30 bytes.																														
0x5A	<b>IPGateway:</b> a string representing an IP address formatted with the standard IP dotted decimal format. Attribute value has a maximum length of 30 bytes.																														
0x5B	<p><b>DESBEable:</b> used to enable/disable the Data Exchange Status Bit handling for ISO18000-6b and EPC 1.19 anti-collision algorithm. Attribute value is 2 bytes long and can assume the following values:</p> <p>0x00 = Disable the DESB handling.  Not 0x00 = Enable the DESB handling.</p>																														
0x5C	<b>FWRelease:</b> a string representing the device's firmware revision. Attribute value has a maximum length of 200 bytes.																														
0x5D	<p><b>DESBStatus:</b> used to check the Data Exchange Status Bit handling for ISO18000-6b and EPC 1.19 anti-collision algorithm. Attribute value is 2 bytes long and can assume the following values:</p> <p>0x00 = DESB handling is not enabled.  Not 0x00 = DESB handling is enabled.</p>																														
0x5E	<b>EPCPWD:</b> a value representing an EPC tag password. Attribute value is 2 bytes long.																														
0x5F	<p><b>RFOff:</b> used to start the generation of a continuous wave for test purposes. Attribute value is 2 bytes long and can assume the following vaules:</p> <p>0x00 = Stop the wave generation.  Not 0x00 = Start the wave generation.</p>																														
0x60	<b>BaudRate:</b> a value representing the baudrate setting of serial port. Attribute value is 4 bytes long.																														
0x61	<b>DataBits:</b> a value representing the databits setting of serial port. Attribute value is 4 bytes long.																														

Code	Description
0x62	<b>StopBits:</b> a value representing the stopbits setting of serial port. Attribute value is 4 bytes long.
0x63	<b>Parity:</b> a value representing the parity setting of serial port. Attribute value is 4 bytes long and can assume the following values: 0x00 = No parity 0x01 = Odd parity 0x02 = Even parity
0x64	<b>FlowCtrl:</b> a value representing the flow control setting of serial port. Attribute value is 4 bytes long and can assume the following values: 0x00 = No flow control 0x01 = Hardware flow control 0x02 = Software flow control (not yet implemented)
0x65	<b>DateTime:</b> a value representing a date and time. Attribute value has a maximum length of 30 bytes. The data format is:  YYYY-MM-DD HH:MM:SS
0x66	<b>SelUnselOp:</b> a value representing the tag selection operation defined by the ISO18000-6B protocol. Attribute value is 2 bytes long and can assume the following values: 0x00 = select equal 0x01 = select not equal 0x02 = select greater than 0x03 = select lower than 0x04 = unselect equal 0x05 = unselect not equal 0x06 = unselect greater than 0x07 = unselect lower than
0x67	<b>Bitmask:</b> a value representing the flag parameter used in the newRawReadID command. Attribute value is 2 bytes long (only 8 least significant bits are used).
0x68	<b>REESERVED.</b>
0x69	<b>IORegister:</b> a value representing the status of the I/O lines of the reader. Where input lines are separated from output ones, input lines are mapped on the less significant bits while outputs are mapped on the most significant. Attribute value is 4 bytes long (effective used bits depend on the reader model).
0x6A	<b>ConfigParameter:</b> a value representing a configuration parameter. Attribute value is 4 bytes long and can assume the following values: 0x00 = ReadCycle configuration 0x01 = Observed Threshold configuration 0x02 = Lost Threshold configuration 0x03 = Starting Q value (Valid values : 0 ÷ 15 ). EPC C1GEN2 Protocol only. 0x04 = Session (Valid values : 0 ÷ 3 ). EPC C1GEN2 protocol only. 0x05 = Target (Valid values : 0 ÷ 1 ). EPC C1GEN2 protocol only. 0x06 = Selected (Valid values : 0, 1, 2, 3). EPC C1GEN2 protocol only. 0x07 = Data Exchange Status B (Valid values : 0 ÷ 1 ). ISO 18000-6B protocol only. 0x08 = Antenna dwell time during inventory (msec). A528 only. 0x09 = Inventory type (Valid values : 0 ÷ 3 ). A528 only.
0x6B	<b>ConfigValue:</b> a value for the configuration parameter. Attribute value is 4 bytes long.
0x6C	<b>NoOfTriggers:</b> a value representing the number of triggers. Attribute value is 2 bytes long.
0x6D	<b>NoOfChannels:</b> a value representing the number of channels. Attribute value is 2 bytes long.
0x6E	<b>EventMode:</b> a value representing the event handling mode. Attribute value is 2 bytes long and can assume the following values: 0x00 = ReadCycle mode 0x01 = Time Mode 0x02 = No Event Mode
0x6F	<b>UpgradeType:</b> a value representing the type of upgrade to perform. Attribute value is 2 bytes long and can assume the following values: 0x01 = TFTP firmware upgrade.
0x70	<b>UpgradeArgument:</b> a value representing the argument for the requested upgrade. Attribute value has a maximum length of 255 bytes. For TFTP upgrade (code 0x01) the string has the form: '<tftpserverip>:<filename>'.

Code	Description
0x71	<b>MemoryBank:</b> a value representing the memory bank of a EPC Class 1 Generation 2 tag. Attribute value is 2 bytes long and can assume the following values: 0x00 = Reserved Memory Bank 0x01 = EPC Memory Bank 0x02 = TID Memory Bank 0x03 = User Memory Bank
0x72	<b>Payload:</b> a value representing the payload parameter for the EPC Class 1 Gen 2 lock command (see the EPC Gen2 specification for details). Attribute value is 4 bytes long.
0x73	<b>G2Password:</b> a value representing the Access / Kill password parameter for the EPC Class 1 Gen 2 commands (see the EPC Gen2 specification for details). Attribute value is 4 bytes long.
0x74	<b>G2NSI:</b> a value representing the numbering system identifier for the EPC Class 1 Gen 2 tags' id (see the EPC Gen2 specification for details). Attribute value is 2 bytes long.
0x75	<b>QParameter:</b> a value representing the initial value for the Q parameter involved in the EPC Class 1 Gen 2 anticollision algorithm (see the EPC Gen2 specification for details). Attribute value is 2 bytes long.
0x76	<b>ReaderInfo:</b> a string indicating the model and the serial number of the reader.
0x78	<b>RFChannel:</b> a value representing the RF channel to use. Attribute value is 2 bytes long and can assume values in the range 0 ... 9. Channels are referred to the ETSI EN 302 208 regulation.
0x7A	<b>RSSI:</b> a value representing the backscattered RF field strenght. Attribute value is 2 bytes long.
0x7B	<b>AVP_OPTION</b>
0x7C	<b>AVP_XPC</b> a value representing the XPC word. Attribute value is 4 bytes long.
0x7D	<b>AVP_PC</b> a value representing the PC word. Attribute value is 4 bytes long.
0x96	<b>PowerSet:</b> a value representing the RF power emitted during the communication with tags. Attribute value is 4 bytes long. (used to set a new current value).
0xFB	<b>SourceName:</b> a string representing the name of the data source. Attribute value has a maximum length of 30 bytes and can assume the following values: "Source_0", "Source_1", "Source_2", "Source_3"

Tab. 2.1: Attribute types

## Command codes

*Note:* Some commands have been renamed to align the nomenclature in this manual and in the CAEN RFID API Reference Manual. See § *Tab. 2.4: Renamed Commands Table* pag. 30 to know the equivalence between old and new name of the renamed commands.

*Note:* Some commands have optional parameters. See § *Tab. 2.3: Commands with Optional Parameters Table* pag. 29 to know the CAEN RFID readers that support them.

Code	Description	Comp.
0x12	<p><b>RawReadIDs:</b> permits to get all the tag's Ids that are under the RF field of the selected source [obsolete].</p> <p><b>Parameters:</b>  <i>SourceNameIn:</i> [in] the name of the source to use.  <i>SourceNameOut:</i> [out] the name of the source used.  <i>ReadPointName:</i> [out] the name of the readpoint.  <i>TimeStamp:</i> [out] the time at which the tags are detected.  <i>TagIDLen:</i> [out] the ID length of the tags detected.  <i>ListOfIDs:</i> [out] the list of Ids detected from the source.  <i>ResultCode:</i> [out] the result code.</p> <p>Note: out parameters are repeated for each readpoint in the source.</p>	<p>A928EU  A948EU  A828EU  A828BT  A828AEU  A829EU  A949EU  A941</p>

Code	Description	Comp.
0x13	<p><b>InventoryTag:</b> permits to get all the tag's Ids that are under the RF field of the selected source.</p> <p><u>Parameters:</u>  <i>SourceNameIn:</i> [in] the name of the source to use (optional)  <i>Bank:</i> [in] the number of the bank to use (optional).  <i>Length:</i> [in] Filter Mask Length (optional).  <i>TagID:</i> [in] the Filter Mask Value (optional).  <i>TagAddress:</i> [in] Filter Mask Start Address (optional)  <i>Bitmask:</i> [in] Inventory Flags. When set to 1 for each tag detected the RSSI value is returned. Default value 0. (optional).  <u>Flags: (optional).</u>            Bit0: RSSI: a 1 value indicates the reader will transmit the RSSI (Return Signal Strength Indicator) in the response.            Bit1: FRAMED:a 1 value indicates that the tag's data will be transmitted by the reader to the PC as soon as the tag is detected, a 0 value means that all the tags detected are buffered in the reader and transmitted all together at the end of the inventory cycle            Bit2: CONTINUOUS: a 1 value indicates that the inventory cycle is repeated by the reader depending on the SetReadCycle setting value, a 0 value means that only one inventory cycle will be performed. If the continuous mode is selected a 0 value in the ReadCycle setting will instruct the reader to repeat the inventory cycle until an InventoryAbort method is invoked, a value X different from 0 means that the inventory cycle will be performed X times by the reader.            Bit3: Compact data: a 1 value indicates that only the EPC of the tag will be returned by the reader, a 0 value indicates that the complete data will be returned. In case that the compact option is enabled all the other data will be populated by this library with fakes values.            Bit4: TID reading: a 1 value indicates that also the TID of the tag will be returned by the reader together with the other information.            Bit5: EventTrigger: a 1 value indicated that the continuous acquisition will start once an event as a key pressure occurs (this flag requires also bit2 flag active)            Bit6: XPC : a 1 value allows the reader to get the XPC word if backscattered by a tag. Tags that do not backscatter an XPC word will return an XPC attribute with all the 4 bytes set to 0 (A528, R1230CB, R1260I, R1260E and R1260U only).            Bit7: Match tag : a 1 value enables the matching of readed tags with a tag present in the memory (A828BT only).            Bit8: PC : a 1 value allows the reader to return the PC of a Gen2 tag in addition to the ID (A828BT only).</p> <p>For each tag detected the parameters returned by the command are:</p> <p><i>SourceNameOut:</i> [out] the name of the source used  <i>ReadPointName:</i> [out] the name of the readpoint.  <i>TimeStamp:</i> [out] the time at which the tags are detected.  <i>TagType:</i> [out] the tag's type.  <i>TagIDLen:</i> [out] the ID length of the tags detected.  <i>TagID:</i> [out] the tag's id.  <i>RSSI:</i> [out] the tag's backscattered field strength (optional, A528 only)  <i>ResultCode:</i> [out] the result code.</p> <p>Note: out parameters are repeated for each readpoint in the source.</p> <p>(See § Tab. 2.3: Commands with Optional Parameters Table pag. 29 to know the CAEN RFID readers that support them)</p>	<p>A928EU            A948EU            A949EU            A941EU            A941US            A828EU            A828AEU            A828BT            A829EU            A528            A528J            A939            R1230CB            R1260I            R1260U            R1260E            R4300P</p>
0x3F	<p><b>AddReadTrigger:</b> permits to add a trigger to a source. [obsolete]</p> <p><u>Parameters:</u>  <i>SourceName:</i> [in] the name of the source.  <i>TriggerName:</i> [in] the name of the trigger.  <i>ResultCode:</i> [out] the result code.</p>	<p>A928EU            A948EU</p>

Code	Description	Comp.
0x40	<b>AddNotifyTrigger</b> : permits to add a trigger to a notification channel. [obsolete] <u>Parameters</u> : <i>ChannelName</i> : [in] the name of the channel. <i>TriggerName</i> : [in] the name of the trigger. <i>ResultCode</i> : [out] the result code.	A928EU A948EU
0x41	<b>RemoveReadTrigger</b> : permits to remove a trigger from a source. [obsolete] <u>Parameters</u> : <i>SourceName</i> : [in] the name of the source. <i>TriggerName</i> : [in] the name of the trigger. <i>ResultCode</i> : [out] the result code.	A928EU A948EU
0x42	<b>RemoveNotifyTrigger</b> : permits to remove a trigger from a notification channel. [obsolete] <u>Parameters</u> : <i>ChannelName</i> : [in] the name of the channel. <i>TriggerName</i> : [in] the name of the trigger. <i>ResultCode</i> : [out] the result code.	A928EU A948EU
0x49	<b>AllocateTrigger</b> : permits to create a new trigger. [obsolete] <u>Parameters</u> : <i>TriggerName</i> : [in] the name of the trigger. <i>TriggerType</i> : [in] the type of the trigger. <i>ResultCode</i> : [out] the result code.	A928EU A948EU
0x4A	<b>DeallocateTrigger</b> : permits to destroy an existing trigger. [obsolete] <u>Parameters</u> : <i>TriggerName</i> : [in] the name of the trigger. <i>ResultCode</i> : [out] the result code.	A928EU A948EU
0x53	<b>AllocateChannel</b> : permits to create a notification channel. [obsolete] <u>Parameters</u> : <i>ChannelName</i> : [in] the name of the channel. <i>ChannelAddress</i> : [in] the address of the channel. <i>ResultCode</i> : [out] the result code.	A928EU A948EU
0x54	<b>DeallocateChannel</b> : permits to destroy a notification channel. [obsolete] <u>Parameters</u> : <i>ChannelName</i> : [in] the name of the channel. <i>ResultCode</i> : [out] the result code.	A928EU A948EU
0x5D	<b>AddSourceToChannel</b> : permits to add a source to a notification channel. [obsolete] <u>Parameters</u> : <i>SourceName</i> : [in] the name of the source. <i>ChannelName</i> : [in] the name of the channel. <i>ResultCode</i> : [out] the result code.	A928EU A948EU
0x5E	<b>RemoveSourceFromChannel</b> : permits to remove a source from a notification channel. [obsolete] <u>Parameters</u> : <i>SourceName</i> : [in] the name of the source. <i>ChannelName</i> : [in] the name of the channel. <i>ResultCode</i> : [out] the result code.	A928EU A948EU
0x5F	<b>AddReadPointToSource</b> : permits to add a readpoint to a source. <u>Parameters</u> : <i>SourceName</i> : [in] the name of the source. <i>ReadPointName</i> : [in] the name of the readpoint. <i>ResultCode</i> : [out] the result code.	A928EU A948EU A528 A939 A829 A828BT
0x60	<b>RemoveReadPointFromSource</b> : permits to remove a readpoint from a source. <u>Parameters</u> : <i>SourceName</i> : [in] the name of the source. <i>ReadPointName</i> : [in] the name of the readpoint. <i>ResultCode</i> : [out] the result code.	A928EU A948EU A528 A939 A829 A828BT

Code	Description	Comp.
0x64	<p><b>SetPower:</b> permits to set the RF power level.</p> <p><u>Parameters:</u>  <i>PowerSet:</i> [in] the power level to set.  <i>ResultCode:</i> [out] the result code.</p>	A928EU A948EU A949EU A528 A939 A828AEU R1230CB R1260I R1260E R1260U A941 R4300P
0x6E	<p><b>ReadTagData:</b> permits to read data from the ISO18000-6b tag's memory.</p> <p><u>Parameters:</u>  <i>SourceName:</i> [in] the name of the source to use.  <i>TagIDLen:</i> [in] the ID length of the tag.  <i>TagID:</i> [in] the ID of the tag.  <i>TagAddress:</i> [in] the address from which read the data.  <i>Length:</i> [in] the number of bytes to read.  <i>TagValue:</i> [out] the data read from the tag memory.  <i>ResultCode:</i> [out] the result code.</p>	A928EU A948EU A828EU A828AEU A829EU A949EU
0x6F	<p><b>WriteTagData:</b> permits to write data to the ISO18000-6b tag's memory.</p> <p><u>Parameters:</u>  <i>SourceName:</i> [in] the name of the source to use.  <i>TagIDLen:</i> [in] the ID length of the tag.  <i>TagID:</i> [in] the ID of the tag.  <i>TagAddress:</i> [in] the address where to write the data.  <i>Length:</i> [in] the number of bytes to write.  <i>TagValue:</i> [in] the data to write to the tag memory.  <i>ResultCode:</i> [out] the result code.</p>	A928EU A948EU A828EU A828AEU A829EU A949EU
0x70	<p><b>LockTag:</b> permits to lock data into the ISO18000-6b tag's memory.</p> <p><u>Parameters:</u>  <i>SourceName:</i> [in] the name of the source to use.  <i>TagIDLen:</i> [in] the ID length of the tag.  <i>TagID:</i> [in] the ID of the tag.  <i>TagAddress:</i> [in] the address where to write the data.  <i>ResultCode:</i> [out] the result code.</p>	A928EU A948EU A828EU A828AEU A829EU A949EU
0x71	<b>RESERVED</b>	
0x72	<p><b>SetBitRate:</b> permits to set the BitRate to use.</p> <p><u>Parameters:</u>  <i>BitRate:</i> [in] the BitRate to set.  <i>ResultCode:</i> [out] the result code.</p>	A928EU A948EU A828EU A828AEU A829EU A949EU A939 A828BT A941EU A941US A528 A528J A939



Code	Description	Comp.
0x73	<p><b>GetPower:</b> permits to get the current RF power level.</p> <p><u>Parameters:</u>  <i>PowerGet:</i> [out] the current power level.  <i>ResultCode:</i> [out] the result code.</p>	A928EU A948EU A949EU A941EU A941US A828EU A828AEU A828BT A829EU A528 A528J A939 R1230CB R1260I R1260U R1260E R4300P
0x74	<p><b>SetProtocol:</b> permits to set the protocol to use.</p> <p><u>Parameters:</u>  <i>Protocol:</i> [in] the protocol to use.  <i>ResultCode:</i> [out] the result code.</p>	A928EU A948EU A949EU A941EU A941US A828EU A828AEU A828BT A829EU A528 A528J A939 R1230CB R1260I R1260U R1260E R4300P
0x75	<b>RESERVED</b>	
0x76	<p><b>CheckReadPointStatus:</b> permits to check the quality of the antenna connection.</p> <p><u>Parameters:</u>  <i>ReadPointName:</i> [in] the name of the readpoint.  <i>ReadPointStatus:</i> [out] the quality of the connection.  <i>ResultCode:</i> [out] the result code.</p>	A928EU A948EU A949EU A941EU A941US A828EU A828AEU A828BT A829EU A528 A528J A939
0x77	<p><b>CheckSourceInChannel:</b> permits to verify if a source is assigned to a notify channel.[obsolete]</p> <p><u>Parameters:</u>  <i>SourceName:</i> [in] the name of the source.  <i>ChannelName:</i> [in] the name of the channel.  <i>Value:</i> [out] a Boolean value meaning the belonging to the source.  <i>ResultCode:</i> [out] the result code.</p>	A928EU A948EU

Code	Description	Comp.
0x78	<p><b>CheckReadPointInSource:</b> permits to verify if a readpoint belongs to a givens source.</p> <p><u>Parameters:</u>  <i>ReadPointName:</i> [in] the name of the readpoint.  <i>SourceName:</i> [in] the name of the source.  <i>Value:</i> [out] a Boolean value meaning the belonging to the source.  <i>ResultCode:</i> [out] the result code.</p>	A828EU A828AEU A828BT A829EU A928EU A948EU A941EU A941US A949EU A528 A528J A939 R1230CB R1260I R1260U R1260E R4300P
0x79	<p><b>GetProtocol:</b> permits to get the protocol in use.</p> <p><u>Parameters:</u>  <i>Protocol:</i> [out] the protocol in use.  <i>ResultCode:</i> [out] the result code.</p>	A828EU A828AEU A828BT A829EU A928EU A948EU A941EU A941US A949EU A528 A528J A939 R1230CB R1260I R1260U R1260E R4300P
0x7A	<p><b>SetNetwork:</b> permits to set up the network configuration.</p> <p><u>Parameters:</u>  <i>IPAddress:</i> [in] the IP address to set.  <i>IPNetMask:</i> [in] the IP netmask to set.  <i>IPGateway:</i> [in] the IP gateway to set.  <i>ResultCode:</i> [out] the result code.</p>	A928EU A948EU da verificare
0x7B	<p><b>SetDESB:</b> permits to enable or disable the “Data Exchange Status Bit” handling during the anti-collision algorithm when ISO 18000-6b air protocol is in use. [obsolete]</p> <p><u>Parameters:</u>  <i>DESBEnable:</i> [in] enable/disable value.  <i>ResultCode:</i> [out] the result code.</p>	A928EU A948EU A828EU A828AEU A829EU A949EU

Code	Description	Comp.
0x7C	<p><b>GetFirmwareRelease:</b> permits to get the firmware revision.</p> <p><u>Parameters:</u>  <i>FWRelease:</i> [in] the firmware release.  <i>ResultCode:</i> [out] the result code.</p>	A828EU A828AEU A828BT A829EU A928EU A948EU A941EU A941US A949EU A528 A528J A939 R1230CB R1260I R1260U R1260E R4300P
0x7D	<p><b>GetDESB:</b> permits to get the current setting of the “Data Exchange Status Bit” handling. [obsolete]</p> <p><u>Parameters:</u>  <i>DESBStatus:</i> [in] enabled/disabled value.  <i>ResultCode:</i> [out] the result code.</p>	A928EU A948EU A828EU A828AEU A829EU A949EU
0x7E	<p><b>ProgramID:</b> permits to program the ID in the EPC Class 1 Gen 1 tags.</p> <p><u>Parameters:</u>  <i>SourceName:</i> [in] the name of the source.  <i>TagIDLen:</i> [in] the ID length of the tag.  <i>TagID:</i> [in] the ID of the tag.  <i>EPCPWD:</i> [in] the EPC password to set.  <i>Lock:</i> [in] a Boolean value; TRUE = lock the ID. FALSE = do not lock.  <i>ResultCode:</i> [out] the result code.</p>	A928EU A948EU
0x7F	<p><b>KillTag:</b> permits to kill a EPC Class 1 Gen 1 tag.</p> <p><u>Parameters:</u>  <i>SourceName:</i> [in] the name of the source.  <i>TagIDLen:</i> [in] the ID length of the tag.  <i>TagID:</i> [in] the ID of the tag.  <i>EPCPWD:</i> [in] the EPC password.  <i>ResultCode:</i> [out] the result code.</p>	A928EU A948EU
0x80	<p><b>RFOff:</b> permits to start/stop the generation of a continuous wave. Used only for test and measurements purposes.</p> <p><u>Parameters:</u>  <i>RFOff:</i> [in] = 0 → stop; != 0 → start  <i>ResultCode:</i> [out] the result code</p>	A928EU A948EU A828EU A828AEU A828BT A829EU A949EU A528 R1230CB R1260I R1260U R4300P

Code	Description	Comp.
0x81	<p><b>GetBitRate:</b> permits to get the BitRate in use.</p> <p><u>Parameters:</u>  <i>BitRate:</i> [out] the BitRate in.  <i>ResultCode:</i> [out] the result code.</p>	A828EU A828AEU A828BT A829EU A928EU A948EU A941EU A941US A949EU A528 A528J A939
0x82	<p><b>BlockWriteTag:</b> permits to write data to the tag memory. This function uses the ISO18000-6b Write4Byte command to speed up the writing of large amount of data at one time.</p> <p><u>Parameters:</u>  <i>SourceName:</i> [in] the name of the source to use.  <i>TagIDLen:</i> [in] the ID length of the tag.  <i>TagID:</i> [in] the ID of the tag.  <i>TagAddress:</i> [in] the address where to write the data.  <i>Length:</i> [in] the number of bytes to write.  <i>TagValue:</i> [in] the data to write to the tag memory.  <i>ResultCode:</i> [out] the result code.</p>	A928EU A948EU A828EU A828AEU A829EU A949EU
0x83	<p><b>SetRS232:</b> permits to modify the settings of the serial port.</p> <p><u>Parameters:</u>  <i>Baudrate:</i> [in] the baud rate value.  <i>Databits:</i> [in] the data bits setting.  <i>Stopbits:</i> [in] the stop bits setting.  <i>Parity:</i> [in] the parity setting.  <i>Flowctrl:</i> [in] the flow control setting.  <i>ResultCode:</i> [out] the result code.</p>	A828EU A828AEU A829EU A928EU A948EU A941EU A941US A949EU R1230CB R1260I R1260U R1260E R4300P
0x84	<p><b>SetDateTime:</b> permits to modify date and time.</p> <p><u>Parameters:</u>  <i>Datetime:</i> [in] the date and time to set up.  <i>ResultCode:</i> [out] the result code.</p>	A828EU A828AEU A829EU A928EU A948EU A941EU A941US A949EU
0x85	<p><b>GroupSelectUnselect:</b> permits to execute the tag selection commands defined by the ISO18000-6B protocol.</p> <p><u>Parameters:</u>  <i>SourceName:</i> [in, optional] the name of the source to use.  <i>Operation:</i> [in] the tag selection operation.  <i>Bytemask:</i> [in] the byte mask as defined by the protocol.  <i>TagAddress:</i> [in] the address where to compare the data.  <i>TagValue:</i> [in] the data to compare with the tag memory.  <i>TagID:</i> [out] the ID of the tag.  <i>ResultCode:</i> [out] the result code.</p>	A928EU A948EU A828EU A828AEU A829EU A949EU

Code	Description	Comp.
0x86	<p><b>GetIO:</b> permits to read the current status of the I/O lines.</p> <p><u>Parameters:</u>  <i>IORegister:</i> [out] the status of the I/O lines.  <i>ResultCode:</i> [out] the result code.</p>	A828EU A828AEU A828BT A829EU A928EU A948EU A941EU A941US A949EU A528 A528J A939 R1230CB R1260I R1260U R1260E R4300P
0x87	<p><b>SetIO:</b> permits to set the level of the output lines.</p> <p><u>Parameters:</u>  <i>IORegister:</i> [in] the value to set to the output lines.  <i>ResultCode:</i> [out] the result code.</p>	A828EU A828AEU A828BT A829EU A928EU A948EU A941EU A941US A949EU A528 A528J A939 R1230CB R1260I R1260U R1260E R4300P
0x88	<p><b>SetIODirection:</b> permits to define the direction of the I/O lines.  (0 = input; 1 = output)</p> <p><u>Parameters:</u>  <i>IORegister:</i> [in] the direction to set to the I/O lines.  <i>ResultCode:</i> [out] the result code.</p>	A828EU A828AEU A828BT A829EU A928EU A948EU A941EU A941US A949EU A528 A528J A939 R1230CB R1260I R1260U R1260E R4300P

Code	Description	Comp.
0x89	<p><b>GetIODirection:</b> permits to read the current status of the I/O lines. (0 = input; 1 = output)</p> <p><u>Parameters:</u>  <i>IORegister:</i> [out] the direction of the I/O lines.  <i>ResultCode:</i> [out] the result code.</p>	A828EU A828AEU A829EU A828BT A928EU A948EU A941EU A941US A949EU A528 A528J A939 R1230CB R1260I R1260U R1260E R4300P
0x8A	<p><b>SetSourceConfig:</b> permits to set a configure parameter for a logical source.</p> <p><u>Parameters:</u>  <i>SourceName:</i> [in] the name of the source to configure.  <i>ConfigParameter:</i> [in] the code of the parameter.  <i>ConfigValue:</i> [in] the value for the parameter.  <i>ResultCode:</i> [out] the result code.</p>	A828EU A828AEU A828BT A829EU A928EU A948EU A941EU A941US A949EU A528 A528J A939 R1230CB R1260I R1260U R1260E R4300P
0x8B	<p><b>GetSourceConfig:</b> permits to read a configure parameter for a logical source.</p> <p><u>Parameters:</u>  <i>SourceName:</i> [in] the name of the source to configure.  <i>ConfigParameter:</i> [in] the code of the parameter.  <i>ConfigValue:</i> [out] the value for the parameter.  <i>ResultCode:</i> [out] the result code.</p>	A828EU A828AEU A828BT A829EU A928EU A948EU A941EU A941US A949EU A528 A528J A939 R1230CB R1260I R1260U R1260E R4300P
0x8C	<p><b>GetTriggers:</b> permits to read the names of the allocated triggers.[obsolete]</p> <p><u>Parameters:</u>  <i>NoOfTriggers:</i> [out] the number of allocated triggers.  <i>ListOfTriggerNames:</i> [in] a list containing the names of the allocated triggers.  <i>ResultCode:</i> [out] the result code.</p>	A928EU A948EU
0x8D	<p><b>GetChannels:</b> permits to read the names of the allocated notification channels [obsolete].</p> <p><u>Parameters:</u>  <i>NoOfChannels:</i> [out] the number of allocated channels.  <i>ListOfChannelNames:</i> [in] a list containing the names of the allocated channels.  <i>ResultCode:</i> [out] the result code.</p>	A928EU A948EU

Code	Description	Comp.
0x8E	<p><b>CheckSourceInTrigger:</b> permits to verify if the specified logical source is associated to the specified trigger. [obsolete]</p> <p><u>Parameters:</u>  <i>SourceName:</i> [in] the name of the source.  <i>TriggerName:</i> [in] the name of the trigger.  <i>Boolean:</i> [out] 0 if they are associated, ≠0 if not.  <i>ResultCode:</i> [out] the result code.</p>	A928EU A948EU
0x8F	<p><b>CheckTriggerInChannel:</b> permits to verify if the specified trigger is associated to the specified channel. [obsolete]</p> <p><u>Parameters:</u>  <i>ChannelName:</i> [in] the name of the source.  <i>TriggerName:</i> [in] the name of the trigger.  <i>Boolean:</i> [out] 0 if they are associated, ≠0 if not.  <i>ResultCode:</i> [out] the result code.</p>	A928EU A948EU
0x90	<p><b>CheckChannelInTrigger:</b> permits to verify if the specified channel is associated to the specified trigger. [obsolete]</p> <p><u>Parameters:</u>  <i>ChannelName:</i> [in] the name of the source.  <i>TriggerName:</i> [in] the name of the trigger.  <i>Boolean:</i> [out] 0 if they are associated, ≠0 if not.  <i>ResultCode:</i> [out] the result code.</p>	A928EU A948EU
0x91	<p><b>SetEventMode:</b> permits to set the event generation mode for the reader notification channels. [obsolete]</p> <p><u>Parameters:</u>  <i>EventMode:</i> [in] the event mode.  <i>ResultCode:</i> [out] the result code.</p>	A928EU A948EU
0x92	<p><b>GetEventMode:</b> permits to read the event generation mode for the reader notification channels. [obsolete]</p> <p><u>Parameters:</u>  <i>EventMode:</i> [out] the event mode.  <i>ResultCode:</i> [out] the result code.</p>	A928EU A948EU
0x93	<p><b>FirmwareUpgrade:</b> permits to upgrade the reader firmware. [obsolete]</p> <p><u>Parameters:</u>  <i>UpgradeType:</i> [in] the type of the upgrade.  <i>UpgradeArg:</i> [in] the argument needed by the upgrade procedure.  <i>ResultCode:</i> [out] the result code.</p>	A928EU A948EU
0x94	<p><b>E119ProgramID:</b> permits to write the EPC into a EPC1.19 tag.</p> <p><u>Parameters:</u>  <i>SourceName:</i> [in] the name of the source to use.  <i>TagID:</i> [in] the old EPC of the tag.  <i>TagValue:</i> [in] the EPC to write into the tag memory.  <i>ResultCode:</i> [out] the result code.</p>	A928EU A948EU A828EU A828AEU A829EU A949EU
0x95	<p><b>ProgramID_EPC_C1G2:</b> permits to write the EPC in a Class 1 Gen 2 tag.</p> <p><u>Parameters:</u>  <i>SourceName:</i> [in] the name of the source to use.  <i>TagIDLen:</i> [in] the ID length of the tag (must be an even number).  <i>TagID:</i> [in] the EPC to write into the tag memory.  <i>G2NSI:</i> [in] the EPC numbering system.  <i>G2Password:</i> [in] the EPC Access password (optional).  <i>ResultCode:</i> [out] the result code.</p> <p>(See § Tab. 2.3: Commands with Optional Parameters Table pag. 29 to know the CAEN RFID readers that support them)</p>	A828EU A828AEU A828BT A829EU A928EU A948EU A941EU A941US A949EU

Code	Description	Comp.
0x96	<p><b>ReadTagData_EPC_C1G2:</b> permits to read data from anyone of the Gen2 tag memory banks.</p> <p><u>Parameters:</u>  <i>SourceName:</i> [in, optional] the name of the source to use.  <i>Bank:</i> [in] the number of the bank to use (optional).  <i>TagAddress:</i> [in] Filter Mask Start Address (optional)  <i>TagIDLen:</i> [in] the ID length of the tag.  <i>TagID:</i> [in] the ID of the tag.  <i>MemoryBank:</i> [in] the memory bank.  <i>TagAddress:</i> [in] the address where to read the data.  <i>Length:</i> [in] the number of bytes to read (must be an even number).  <i>TagValue:</i> [out] the data read from the tag memory.  <i>G2Password:</i> [in] the EPC Access password (optional).  <i>ResultCode:</i> [out] the result code.</p> <p>(See § Tab. 2.3: Commands with Optional Parameters Table pag. 29 to know the CAEN RFID readers that support them)</p>	A828EU A828AEU A828BT A829EU A928EU A948EU A941EU A941US A949EU A528 A528J A939 R1230CB R1260I R1260U R1260E R4300P
0x97	<p><b>WriteTagData_EPC_C1G2:</b> permits to write data into anyone of the Gen2 tag memory banks.</p> <p><u>Parameters:</u>  <i>SourceName:</i> [in, optional] the name of the source to use.  <i>Bank:</i> [in] the number of the bank to use (optional).  <i>TagAddress:</i> [in] Filter Mask Start Address (optional)  <i>TagIDLen:</i> [in] the ID length of the tag.  <i>TagID:</i> [in] the ID of the tag.  <i>MemoryBank:</i> [in] the memory bank.  <i>TagAddress:</i> [in] the address where to write the data.  <i>Length:</i> [in] the number of bytes to write (must be an even number).  <i>TagValue:</i> [in] the data to write to the tag memory.  <i>G2Password:</i> [in] the EPC Access password (optional).  <i>ResultCode:</i> [out] the result code.</p> <p>(See § Tab. 2.3: Commands with Optional Parameters Table pag. 29 to know the CAEN RFID readers that support them)</p>	A828EU A828AEU A828BT A829EU A928EU A948EU A941EU A941US A949EU A528 A528J A939 R1230CB R1260I R1260U R1260E R4300P
0x98	<p><b>LockTag_EPC_C1G2:</b> permits to execute the tag lock command defined by the EPC Class 1 Gen 2 protocol.</p> <p><u>Parameters:</u>  <i>SourceName:</i> [in, optional] the name of the source to use.  <i>BankMask:</i> [in] filter mask for the bank (optional).  <i>PositionMask:</i> [in] filter mask start address (optional).  <i>TagIDLen:</i> [in] the ID length of the tag to lock or the filter mask length  <i>TagID:</i> [in] the ID of the tag or the filter mask to use (optional).  <i>G2Payload:</i> [in] the lock payload.  <i>G2Password:</i> [in] the EPC Access password (optional).  <i>ResultCode:</i> [out] the result code.</p> <p>(See § Tab. 2.3: Commands with Optional Parameters Table pag. 29 to know the CAEN RFID readers that support them)</p>	A828EU A828AEU A828BT A829EU A928EU A948EU A941EU A941US A949EU A528 A528J A939 R1230CB R1260I R1260U R1260E R4300P



Code	Description	Comp.
0x99	<p><b>KillTag_EPC_C1G2:</b> permits to execute the tag kill command defined by the EPC Class 1 Gen 2 protocol.</p> <p><u>Parameters:</u>  <i>SourceName:</i> [in, optional] the name of the source to use.  <i>BankMask:</i> [in] filter mask for the bank (optional).  <i>PositionMask:</i> [in] filter mask start address (optional).  <i>TagIDLen:</i> [in] the ID length of the tag.  <i>TagID:</i> [in] the ID of the tag or the filter mask to use (optional).  <i>G2Password:</i> [in] the kill password.  <i>ResultCode:</i> [out] the result code.</p> <p>(See § Tab. 2.3: Commands with Optional Parameters Table pag. 29 to know the CAEN RFID readers that support them)</p>	A828EU A828AEU A828BT A829EU A928EU A948EU A941EU A941US A949EU A528 A528J A939 R1230CB R1260I R1260U R1260E R4300P
0x9A	<p><b>Query_EPC_C1G2:</b> permits to execute the tag query command defined by the EPC Class 1 Gen 2 protocol. If a tag is in the field result code is ERROR_SUCCESS (0x00) else result code is ERROR_TAGNOTPRESENT (0xCA).</p> <p><u>Parameters:</u>  <i>SourceName:</i> [in] the name of the source to use.  <i>ResultCode:</i> [out] the result code.</p>	A828EU A828AEU A828BT A829EU A928EU A948EU A941EU A941US A949EU A528 A528J A939 R1230CB R1260I R1260U R1260E R4300P
0x9B	<p><b>SetQ_EPC_C1G2:</b> permits to change the initial value of the Q parameter used in the Gen2 anticollision algorithm.</p> <p><u>Parameters:</u>  <i>QParameter:</i> [in] the value of the Q parameter.  <i>ResultCode:</i> [out] the result code.</p>	A828EU A828AEU A828BT A829EU A928EU A948EU A941EU A941US A949EU A528 A528J A939 R1230CB R1260I R1260U R1260E R4300P

Code	Description	Comp.
0x9C	<p><b>GetQ_EPC_C1G2:</b> permits to read the initial value of the Q parameter used in the Gen2 anticollision algorithm.</p> <p><u>Parameters:</u>  <i>QParameter:</i> [out] the value of the Q parameter.  <i>ResultCode:</i> [out] the result code.</p>	A828EU A828AEU A828BT A829EU A928EU A948EU A941EU A941US A949EU A528 A528J A939 R1230CB R1260I R1260U R1260E R4300P
0x9D	<p><b>QueryAck_EPC_C1G2:</b> permits to execute the tag query and ack command defined by the EPC Class 1 Gen 2 protocol. If a tag is in the field result code is ERROR_SUCCESS (0x00) and the command returns the EPC code stored in the tag else the result code is ERROR_TAGNOTPRESENT (0xCA).</p> <p><u>Parameters:</u>  <i>SourceName:</i> [in] the name of the source to use.  <i>TagID:</i> [out] the ID of the tag.  <i>ResultCode:</i> [out] the result code.</p>	A928EU A948EU A828EU A828AEU A829EU A949EU
0x9E	<p><b>GetReaderInfo:</b> permits to read some information about the reader itself.</p> <p><u>Parameters:</u>  <i>ReaderInfo:</i> [out] a string with information about the reader.  <i>ResultCode:</i> [out] the result code.</p>	A928EU A948EU A828EU A828AEU A829EU A941EU A941US A949EU A528 R1230CB R1260I R1260U R4300P
0x9F	<p><b>SetLBTMode:</b> permits to enable or disable the Listen Before Talk capability on ETSI EN 302 208 compatible readers.</p> <p><u>Parameters:</u>  <i>Boolean:</i> [in] 0 to disable LBT and ≠0 to enable LBT.  <i>ResultCode:</i> [out] the result code.</p>	A928EU A948EU A941EU A941US A949EU A528 A528J A939 R1230CB R1260I R1260U R1260E R4300P

Code	Description	Comp.
0xA0	<p><b>GetLBTMode:</b> permits to read the current setting for the Listen Before Talk capability on ETSI EN 302 208 compatible readers.</p> <p><u>Parameters:</u>  <i>Boolean:</i> [out] 0 if LBT is disabled, ≠0 if LBT is enabled.  <i>ResultCode:</i> [out] the result code.</p>	A928EU A948EU A941EU A941US A949EU A528 A528J A939 R1230CB R1260I R1260U R1260E R4300P
0xA2	<p><b>GetRFRegulation:</b> permits to read the RF regulation used by the reader.</p> <p><u>Parameters:</u>  <i>RFRegulation:</i> [out] the desired RF regulation.  <i>ResultCode:</i> [out] the result code.</p>	A828EU A828AEU A828BT A829EU A928EU A948EU A941EU A941US A949EU A528 A528J A939 R1230CB R1260I R1260U R1260E R4300P
0xA3	<p><b>SetRFChannel:</b> permits to set the RF channel where the reader emits the RF field.</p> <p><u>Parameters:</u>  <i>RFChannel:</i> [in] the RF channel.  <i>ResultCode:</i> [out] the result code.</p>	A828BT A928EU A948EU A941EU A941US A949EU R1230CB R1260I R1260U R1260E R4300P
0xA4	<p><b>GetRFChannel:</b> permits to read the RF channel currently in use.</p> <p><u>Parameters:</u>  <i>RFChannel:</i> [out] the RF channel.  <i>ResultCode:</i> [out] the result code.</p>	A828BT A928EU A948EU A941EU A941US A949EU R1230CB R1260I R1260U R1260E R4300P
0xA7	<b>GetChannelData:</b> [Obsolete]	

Code	Description	Comp.
0xB0	<p><b>GetBufferedData:</b> permits to read all the tags stored in reader's memory using all the ReadPoints belonging to the source. It returns an array of CAENRFIDTag objects detected</p> <p><u>Parameters:</u>  <i>SourceNameIn:</i> [in] the name of the source to use.  <i>SourceNameOut:</i> [out] the name of the source used.  <i>ReadPointName:</i> [out] the name of the readpoint.  <i>TimeStamp:</i> [out] the time at which the tags are detected.  <i>TagIDLen:</i> [out] the ID length of the tags detected.  <i>ListOfIDs:</i> [out] the list of Ids detected from the source.  <i>ResultCode:</i> [out] the result code.</p>	A828BT
0xB1	<b>LockBlockPermaLock_EPC_C1G2</b>	A528 A528J A939
0xB2	<b>ReadBlockPermalock_EPC_C1G2</b>	A528 A528J A939
0xFFFF	<b>RESERVED</b>	

Tab. 2.2: Command codes

## Commands with Optional Parameters

The following table shows a list of EPC C1G2 commands with optional parameters and the CAEN RFID readers that support them.

Command		Reader																
		A828EU	A828AE	A828BT	A829EU	A928EU	A948EU	A941EU	A941US	A949EU	A528	A528J	A939	R1230CB	R1260I	R1260U	R1260E	R4300P
<b>InventoryTag</b>		✓	✓	✓	✓	✓	✓	✓	✓	✓	✓	✓	✓	✓	✓	✓	✓	✓
+optional parameters	InventoryTag + SourceNameIn + bank + Length + TagID + TagAddress + Bitmask	✗	✗	✗	✗	✗	✗	✗	✗	✗	✓	✓	✓	✓	✓	✓	✓	✗
	InventoryTag + flags	✓	✓	✓	✓	✗	✗	✓	✓	✓	✓	✓	✓	✓	✓	✓	✓	✗
<b>KillTag_EPC_C1G2</b>		✓	✓	✓	✓	✓	✓	✓	✓	✓	✓	✓	✓	✓	✓	✓	✓	✓
+optional parameters	KillTag_EPC_C1G2 + BankMask + PositionMask + TagId	✗	✗	✗	✗	✗	✗	✗	✗	✗	✓	✓	✓	✗	✗	✗	✗	✗
<b>LockTag_EPC_C1G2</b>		✓	✓	✓	✓	✓	✓	✓	✓	✓	✓	✓	✓	✓	✓	✓	✓	✓
+optional parameters	LockTag_EPC_C1G2 + BankMask + PositionMask + TagID + G2Password	✗	✗	✗	✗	✗	✗	✗	✗	✗	✓	✓	✓	✗	✗	✗	✗	✗
<b>ReadTagData_EPC_C1G2</b>		✓	✓	✓	✓	✓	✓	✓	✓	✓	✓	✓	✓	✓	✓	✓	✓	✓
+optional parameters	ReadTagData_EPC_C1G2 + G2Password	✓	✓	✓	✓	✓	✓	✓	✓	✓	✓	✓	✓	✓	✓	✓	✓	✓
	ReadTagData_EPC_C1G2 + Bank + TagAddress	✗	✗	✗	✗	✗	✗	✗	✗	✗	✓	✓	✓	✗	✗	✗	✗	✗
	ReadTagData_EPC_C1G2 + Bank + TagAddress + G2Password	✗	✗	✗	✗	✗	✗	✗	✗	✗	✓	✓	✓	✗	✗	✗	✗	✗
<b>WriteTagData_EPC_C1G2</b>		✓	✓	✓	✓	✓	✓	✓	✓	✓	✓	✓	✓	✓	✓	✓	✓	✓
+optional parameters	WriteTagData_EPC_C1G2 + G2Password	✓	✓	✓	✓	✓	✓	✓	✓	✓	✓	✓	✓	✓	✓	✓	✓	✓
	WriteTagData_EPC_C1G2 + Bank + TagAddress	✗	✗	✗	✗	✗	✗	✗	✗	✗	✓	✓	✓	✗	✗	✗	✗	✗
	WriteTagData_EPC_C1G2 + Bank + TagAddress + G2Password	✗	✗	✗	✗	✗	✗	✗	✗	✗	✓	✓	✓	✗	✗	✗	✗	✗
<b>ProgramID_EPC_C1G2</b>		✓	✓	✓	✓	✓	✓	✓	✓	✓	✓	✓	✓	✓	✓	✓	✓	✓
+optional parameters	ProgramID_EPC_C1G2 + G2Password	✓	✓	✓	✓	✓	✓	✓	✓	✓	✓	✓	✓	✓	✓	✓	✓	✓

Tab. 2.3: Commands with Optional Parameters Table

## Renamed Commands Table

Some commands have been renamed to align the nomenclature in this manual and in the *CAEN RFID API Reference* manual (you can download this manual from the [CAEN RFID Web Site](#)).

The following table shows the equivalence between old and new name of the renamed commands.

Old name	New name
NewRawReadIDs	InventoryTag
G2Kill	KillTag_EPC_C1G2
G2Write	WriteTagData_EPC_C1G2
G2Read	ReadTagData_EPC_C1G2
G2Lock	LockTag_EPC_C1G2
G2ProgramID	ProgramID_EPC_C1G2
G2Query	Query_EPC_C1G2
G2SetQ	SetQ_EPC_C1G2
G2GetQ	GetQ_EPC_C1G2
G2QueryAck	QueryAck_EPC_C1G2
G2ReadBlockPermalock	ReadBlockPermalock_EPC_C1G2
G2LockBlockPermalock	LockBlockPermalock_EPC_C1G2

**Tab. 2.4: Renamed Commands Table**

# **3 ASYNCHRONOUS NOTIFICATION: PROTOCOL SPECIFICATION**



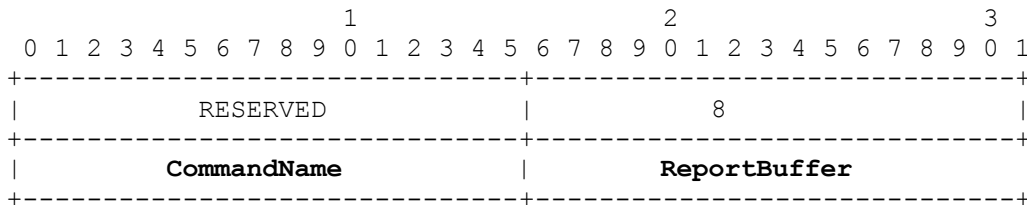
The notification channels are implemented only with sockets.

All the messages notifications are composed by a header and a body. In all cases the body of the message is a list of attribute-value pairs. The first AVP of the body is fixed and called **NotifyMessage**.

All the packets for notification channel share the same header format of other packet as described at § 3.

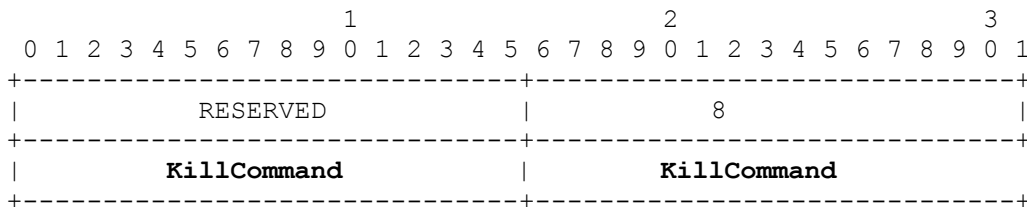
The first AVP (NotifyMessage) is followed by a list of AVPs, the number of which depends on how many tags should be notified. Each AVP has the same format of the AVP described in § 3.

The **NotifyMessage** has the following fixed format:



After the **NotifyMessage** AVP we can receive:

- a) a list of AVPs (as described in table 3) followed by an AVP with 'Attribute Type' ResultCode
- b) a single AVP called KillMessage with the following fixed format:



Description
TimeStamp: the timestamp of the notification
TagIDLen: the ID length of the tag.
TagID: the ID of the tag.
SourceName: the name of the source to use.
EventType: the type of the notified event

**Tab. 3.3.1: Attribute types: Notification AVP List.**



## **4** **DEFAULT CONFIGURATION**



CAEN A928EUEU and A948EUEU UHF RFID Reader protocol has various configuration parameters; in the following table are summarized the default values.

Parameter	Default value
IP Address	192.168.0.125
IP Netmask	255.255.255.0
IP Gateway	192.168.0.1
Sources	"Source_0", "Source_1", "Source_2", "Source_3"
Readpoints	"Ant0", "Ant1", "Ant2", "Ant3"
Baud Rate	115200
Data Bits	8
Stop Bits	1
Parity	None
Flow Control	None

**Tab. 4.4.1: A928EUEU and A948EUEU Configuration parameters default values**

The default composition of sources for A928EUEU and A948EUEU reader is the following:

Source	Readpoints
Source_0	Ant0
Source_1	Ant1
Source_2	Ant2
Source_3	Ant3

**Tab. 4.4.2: A928EUEU and A948EUEU Default composition of sources**

CAEN A828EU A828AEUEU, A829EUEU, A946EUEU and A949EUEU UHF RFID Reader protocol has various configuration parameters; in the following table are summarized the default values.

Parameter	Default value
Sources	"Source_0"
Readpoints	"Ant0"
Baud Rate	115200
Data Bits	8
Stop Bits	1
Parity	None
Flow Control	None

**Tab. 4.4.3: A828EU A828AEUEU, A829EUEU, A946EUEU and A949EUEU Configuration parameters default values**

The default composition of sources for the A828EU A828AEUEU, A829EUEU, A946EUEU and A949EUEU reader is the following:

Source	Readpoints
Source_0	Ant0

**Tab. 4.4.4: A828EU A828AEUEU, A829EUEU, A946EUEU and A949EUEU Default composition of sources**

## 5 EXAMPLES



## Set Protocol Command

**Action:** Set Reader Protocol to EPC C1G2

**Result:** Reader select EPC C1G2 protocol.

**Command sent:**

0x8001	(Fixed)
0x0000	(Message ID)
0x00005358	(Vendor ID = CAEN SpA)
0x001C	(Message Length)
0x0000	(Reserved)
0x0008	(AVP Length)
0x0001	(AVP Type = CommandName)
0x0074	(AVP Value = SetProtocol)
0x0000	(Reserved)
0x000A	(AVP Length)
0x0054	(AVP Type = Protocol)
0x00000003	(AVP Value = EPC C1G2)

**Response received:**

0x0001	(Fixed)
0x0000	(Message ID)
0x00005358	(Vendor ID = CAEN SpA)
0x001A	(Overall Message Length)
0x0000	(Reserved)
0x0008	(AVP Length)
0x0001	(AVP Type = CommandName)
0x0074	(AVP Value = NewRawReadIDs)
0x0000	(Reserved)
0x0008	(AVP Length)
0x0002	(AVP Type = ResultCode)
0x0000	(AVP Value = Success)

## InventoryTag Command

**Action:** Execute an inventory cycle on the logical source Source0

**Result:** Two EPCC1G2 tags are returned as being inventory by the reader on Ant0.

Tag1 Id = 010203040506070809101112131415161718191920 (160 bit)

Tag2 Id = 300833B2DDD9014035050000 (96 bit)

**Command sent:**

```

0x8001          (Fixed)
0x0000          (Message ID)
0x00005358     (Vendor ID = CAEN SpA)
0x0021         (Message Length)

0x0000          (Reserved)
0x0008         (AVP Length)
0x0001         (AVP Type = CommandName)
0x0013         (AVP Value = NewRawReadIDs)

0x0000          (Reserved)
0x000F         (AVP Length)
0x00FB         (AVP Type = SourceName)
0x536F757263655F3000 (AVP Value = "Source_0")
  
```

**Response received:**

```

0x0001          (Fixed)
0x0000          (Message ID)
0x00005358     (Vendor ID = CAEN SpA)
0x00B6         (Overall Message Length)

0x0000          (Reserved)
0x0008         (AVP Length)
0x0001         (AVP Type = CommandName)
0x0013         (AVP Value = NewRawReadIDs)

0x0000          (Reserved)
0x000F         (AVP Length)
0x00FB         (AVP Type = SourceName)
0x536F757263655F3000 (AVP Value = "Source_0")

0x0000          (Reserved)
0x000B         (AVP Length)
0x0022         (AVP Type = ReadPointName)
416E743000    (AVP Value = "Ant0")

0x0000          (Reserved)
0x000E         (AVP Length)
0x0010         (AVP Type = TimeStamp)
0x00000578    (AVP Value = Thu Jan 1 01:23:20 1970)
0x00000000    (AVP Value)

0x0000          (Reserved)
0x0008         (AVP Length)
0x0012         (AVP Type = TagType)
0x0003         (AVP Value = EPCC1G2)

0x0000          (Reserved)
0x0008         (AVP Length)
0x000F         (AVP Type = TagIDLen)
0x0014         (AVP Value = 160 bit)

0x0000          (Reserved)
0x001A         (AVP Length)
0x0011         (AVP Type = TagID)
0x010203040506070809101112131415161718191920

0x0000          (Reserved)
0x000F         (AVP Length)
0x00FB         (AVP Type = SourceName)
  
```

0x536F757263655F3000	(AVP Value)
0x0000	(Reserved)
0x000B	(AVP Length)
0x0022	(AVP Type = ReadPointName)
0x416E743000	(AVP Value = "Ant0")
0x0000	(Reserved)
0x000E	(AVP Length)
0x0010	(AVP Type = TimeStamp)
0x00000578	(AVP Value = Thu Jan 1 01:23:20 1970)
0x00000000	(AVP Value)
0x0000	(Reserved)
0x0008	(AVP Length)
0x0012	(AVP Type = TagType)
0x0003	(AVP Value = EPCC1G2)
0x0000	(Reserved)
0x0008	(AVP Length)
0x000F	(AVP Type = TagIDLen)
0x000C	(AVP Value = 96 bit)
0x0000	(Reserved)
0x0012	(AVP Length)
0x0011	(AVP Type = TagID)
0x300833B2DDD9014035050000	
0x0000	(Reserved)
0x0008	(AVP Length)
0x0002	(AVP Type = ResultCode)
0x0000	(AVP Value = Success)

## WriteTagData\_EPC\_C1G2 Command

### Command sent:

0x8001	(Fixed)
0x001A	(Message ID)
0x00005358	(Vendor ID = CAEN SpA)
0x005d	(Message Length)
0x0000	(Reserved)
0x0008	(AVP Length)
0x0001	(AVP Type = CommandName)
0x0097	(AVP Value = G2Write)
0x0000	(Reserved)
0x000F	(AVP Length)
0x00FB	(AVP Type = SourceName)
0x536F757263655F3000	(AVP Value)
0x0000	(Reserved)
0x0008	(AVP Length)
0x000F	(AVP Type = TagIDLen)
0x000C	(AVP Value = 96 bit)
0x0000	(Reserved)
0x0012	(AVP Length)
0x0011	(AVP Type = TagID)
0x300833B2DDD9014035050000	
0x0000	(Reserved)
0x0008	(AVP Length)
0x0071	(AVP Type = Memory Bank)
0x0003	(AVP Value = User Memory Bank)
0x0000	(Reserved)
0x0008	(AVP Length)
0x004e	(AVP Type = Tag Address)
0x0000	(AVP Value = Address)
0x0000	(Reserved)
0x0008	(AVP Length)
0x0050	(AVP Type = Length)
0x0004	(AVP Value = # of bytes)
0x0000	(Reserved)
0x000a	(AVP Length)
0x004d	(AVP Type = Tag Value)
0x00000000	(AVP Value = bytes to be written)

### Response received:

0x0001	(Fixed)
0x001A	(Message ID)
0x00005358	(Vendor ID = CAEN SpA)
0x001A	(Overall Message Length)
0x0000	(Reserved)
0x0008	(AVP Length)
0x0001	(AVP Type = CommandName)
0x0097	(AVP Value = G2Write)
0x0000	(Reserved)
0x0008	(AVP Length)
0x0002	(AVP Type = ResultCode)
<b>0x0000</b>	<b>(AVP Value = Success)</b>

## ReadTagData\_EPC\_C1G2 Command

### Command sent:

0x8001	(Fixed)
0x000E	(Message ID)
0x00005358	(Vendor ID = CAEN SpA)
0x0053	(Message Length)
0x0000	(Reserved)
0x0008	(AVP Length)
0x0001	(AVP Type = CommandName)
0x0096	(AVP Value = G2Read)
0x0000	(Reserved)
0x000F	(AVP Length)
0x00FB	(AVP Type = SourceName)
0x536F757263655F3000	(AVP Value)
0x0000	(Reserved)
0x0008	(AVP Length)
0x000F	(AVP Type = TagIDLen)
0x000C	(AVP Value = 96 bit)
0x0000	(Reserved)
0x0012	(AVP Length)
0x0011	(AVP Type = TagID)
0x300833B2DDD9014035050000	
0x0000	(Reserved)
0x0008	(AVP Length)
0x0071	(AVP Type = Memory Bank)
0x0003	(AVP Value = User Memory Bank)
0x0000	(Reserved)
0x0008	(AVP Length)
0x004e	(AVP Type = Tag Address)
0x0000	(AVP Value = Address)
0x0000	(Reserved)
0x0008	(AVP Length)
0x0050	(AVP Type = Length)
0x0004	(AVP Value = # of bytes)

### Response received:

0x0001	(Fixed)
0x000E	(Message ID)
0x00005358	(Vendor ID = CAEN SpA)
0x0024	(Overall Message Length)
0x0000	(Reserved)
0x0008	(AVP Length)
0x0001	(AVP Type = CommandName)
0x0096	(AVP Value = G2Read)
0x0000	(Reserved)
0x000A	(AVP Length)
0x004d	(AVP Type = Tag Value)
0x00000000	(AVP Value = bytes to be written)
0x0000	(Reserved)
0x0008	(AVP Length)
0x0002	(AVP Type = ResultCode)
<b>0x0000</b>	<b>(AVP Value = Success)</b>



## Set Power Command

### Command sent:

0x8001	(Fixed)
0x0000	(Message ID)
0x00005358	(Vendor ID = CAEN SpA)
0x001C	(Message Length)
0x0000	(Reserved)
0x0008	(AVP Length)
0x0001	(AVP Type = CommandName)
0x0064	(AVP Value = Set Power)
0x0000	(Reserved)
0x000A	(AVP Length)
0x0096	(AVP Type = Power Set)
0x00000708	(AVP Value = FCC)

### Response received:

0x0001	(Fixed)
0x0000	(Message ID)
0x00005358	(Vendor ID = CAEN SpA)
0x001A	(Overall Message Length)
0x0000	(Reserved)
0x0008	(AVP Length)
0x0001	(AVP Type = CommandName)
0x0064	(AVP Value = Set Power)
0x0000	(Reserved)
0x0008	(AVP Length)
0x0002	(AVP Type = ResultCode)
<b>0x0000</b>	<b>(AVP Value = Success)</b>

## LockTag Command

### Command sent:

0x8001	(Fixed)
0x0009	(Message ID)
0x00005358	(Vendor ID = CAEN SpA)
0x004F	(Message Length)
0x0000	(Reserved)
0x0008	(AVP Length)
0x0001	(AVP Type = CommandName)
0x0098	(AVP Value = G2Lock)
0x0000	(Reserved)
0x000F	(AVP Length)
0x00FB	(AVP Type = SourceName)
0x536F757263655F3000	(AVP Value)
0x0000	(Reserved)
0x0008	(AVP Length)
0x000F	(AVP Type = TagIDLen)
0x000C	(AVP Value = 96 bit)
0x0000	(Reserved)
0x0012	(AVP Length)
0x0011	(AVP Type = TagID)
0x300833B2DDD9014035050000	
0x0000	(Reserved)
0x000A	(AVP Length)
0x0072	(AVP Type = Payload)
0x00000C02	(AVP Value = User memory accessible on secure)
0x0000	(Reserved)
0x000A	(AVP Length)
0x0073	(AVP Type = Tag Address)
0x12345678	(AVP Value = Password)

### Response received:

0x0001	(Fixed)
0x0009	(Message ID)
0x00005358	(Vendor ID = CAEN SpA)
0x001A	(Overall Message Length)
0x0000	(Reserved)
0x0008	(AVP Length)
0x0001	(AVP Type = CommandName)
0x0098	(AVP Value = G2Lock)
0x0000	(Reserved)
0x0008	(AVP Length)
0x0002	(AVP Type = ResultCode)
<b>0x0000</b>	<b>(AVP Value = Success)</b>

## Continuous Inventory Command

### Command sent (set read cycle to 0):

0x8001	(Fixed)
0x0003	(Message ID)
0x00005358	(Vendor ID = CAEN SpA)
0x0035	(Message Length)
0x0000	(Reserved)
0x0008	(AVP Length)
0x0001	(AVP Type = CommandName)
0x008A	(AVP Value = Set Source Config)
0x0000	(Reserved)
0x000F	(AVP Length)
0x00FB	(AVP Type = SourceName)
0x536F757263655F3000	(AVP Value)
0x0000	(Reserved)
0x000A	(AVP Length)
0x006A	(AVP Type = Config Parameter)
0x00000000	(read cycle)
0x0000	(Reserved)
0x000A	(AVP Length)
0x006B	(AVP Type = Config Value)
0x00000000	(read cycle = 0)

### Response received:

0x0001	(Fixed)
0x0003	(Message ID)
0x00005358	(Vendor ID = CAEN SpA)
0x001A	(Overall Message Length)
0x0000	(Reserved)
0x0008	(AVP Length)
0x0001	(AVP Type = CommandName)
0x008A	(AVP Value = Set Source Config)
0x0000	(Reserved)
0x0008	(AVP Length)
0x0002	(AVP Type = ResultCode)
<b>0x0000</b>	<b>(AVP Value = Success)</b>

### Command sent (Continuous inventory):

0x8001	(Fixed)
0x0002	(Message ID)
0x00005358	(Vendor ID = CAEN SpA)
0x0040	(Message Length)
0x0000	(Reserved)
0x0008	(AVP Length)
0x0001	(AVP Type = CommandName)
0x0013	(AVP Value = NewRawReadIDs)
0x0000	(Reserved)
0x000F	(AVP Length)
0x00FB	(AVP Type = SourceName)
0x536F757263655F3000	(AVP Value)
0x0000	(Reserved)
0x0008	(AVP Length)
0x0050	(AVP Type = Length)
0x0000	(AVP Value = 0 byte)

0x0000	(Reserved)
0x0007	(AVP Length)
0x0011	(AVP Type = TagID)
0x00	
0x0000	(Reserved)
0x0008	(AVP Length)
0x004e	(AVP Type = Tag Address)
0x0000	(AVP Value = Address)
0x0000	(Reserved)
0x0008	(AVP Length)
0x0067	(AVP Type = Bit Mask)
0x0006	(AVP Value = Flags: FRAMED and CONTINUOS)

**Response received:**

0x0001	(Fixed)
0x0002	(Message ID)
0x00005358	(Vendor ID = CAEN SpA)
0x0000	(Overall Message Length not defined)
0x0000	(Reserved)
0x0008	(AVP Length)
0x0001	(AVP Type = CommandName)
0x0013	(AVP Value = NewRawReadIDs)
0x0000	(Reserved)
0x0008	(AVP Length)
0x0002	(AVP Type = ResultCode)
<b>0x0000</b>	<b>(AVP Value = Success)</b>

Now the reader will send a data packet every time it will detect a valid tag in the field.

**To Exit from the Continuous Inventory mode the following byte shall be sent to the reader:**

0xAB	(Stop the continuous acquisition mode)
------	--

**The Reader does not reply with any byte.**